

Mounty® 90 H

Portable Chain Feeds



Avalanche construction and renovations


Portable hydraulic chain feed, ideal for all handy drilling work; can be used with down-the-hole hammer and drill hammer (pneumatic or hydropneumatic) as well as for core drilling. Designed for easy mounting on any type of scaffolding and suitable for wall work. Very light and handy.

Lightweight chain feed for:

- scaffolding
- nailing
- blast hole drilling
- micropiling
- core drilling
- exploratory drilling
- diamond drilling

Mounty 90 H package

- Mounty 90 H, feed length 1.30, 1.80 or 2.4 m
- Rotary head NL3
- Remote controlled panel SF3
- Rack back stay
- Powerpack KSD91



Technical specifications

Mounty® 90 H

Specifications



Operating weight excavator t

Weight ¹	kg	> 50
Oil requirement	l/min / bar	55 / 200
Feed / Retrait force	kN	12
Torque max.	daNm	140
Feed	mm	1'300 / 1'800 / 2'300
Dimensions (LxBxH)	mm	2'160 / 580 / 500
Chain feed profil	BL	90
Fixing plate for scaffolding tube		inclusive
Rotary plate for scaffolding tube		inclusive
Clamp	mm	25–116
Top hammer	daNm	103
Rotary drive	daNm	140
Double head	daNm	

Deliverable with

Hydraulic control panel	inclusive
Radio or cabel control	optional
Digital display radio control	
Anti jamming system	
Adjustable percussion mechanism	
Injection pump control	optional
Threaded gear	
Swivel 90° (mechanical)	optional
Breaking device	optional
Drilling guide	inclusive
Rack back stay	inclusive

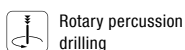
Requirements hydraulic power units

Weight	kg	390 / 700
Engine power	kW	18 / 43
Fuel		Diesel / Electric
Hose length	m	20 + 7

Drilling methods

	Application ideal	Application conditionally possible				
Blast hole / Rock drilling	ø mm	33	45	57	76	89
KSB® Anchor drilling	ø anchor	R32	R38	R51	T76	T114
Rotate- / Downhole Drilling	ø mm	70	90	140	178	250
Casing drilling	ø mm	114	139	168	178	219
Core drilling	ø mm	100	131	146	200	254
Injection connector	inch	3/8"				


1. Without safety device according to standard EN16228



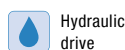
Rotary percussion drilling



Rotating unpiped

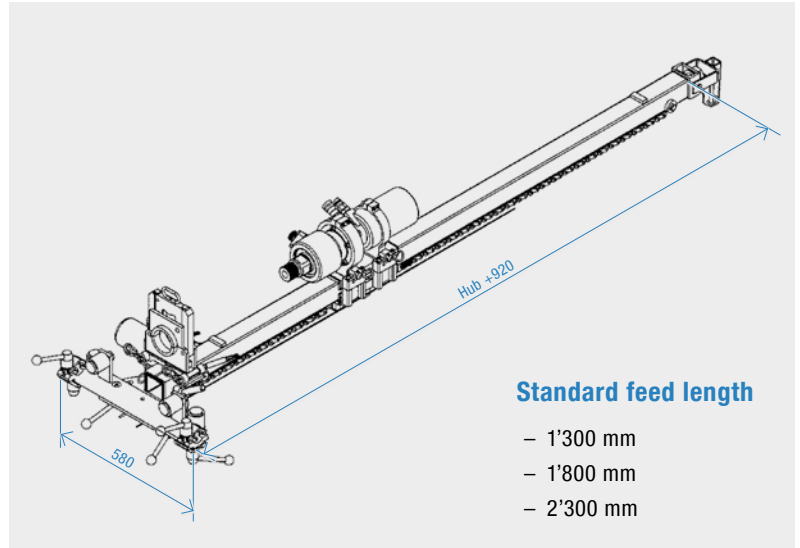


Rotating piped



Hydraulic drive

System drawing



Portable Chain Feeds

Overview



Mounty® 90 L



Mounty® 90 H

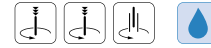


Mounty® 91 H



Mounty® 92 H

Specifications



Operating weight excavator t				> 2	> 3
Weight ¹	kg	> 45	> 50	> 110	> 140
Oil requirement	l/min / bar		55 / 200	60 / 200	100 / 200
Feed / Retrait force	kN	9	12	20	40
Torque max.	daNm	90	140	180	500
Feed	mm	1'300 / 1'800 / 2'300	1'300 / 1'800 / 2'300	1'300 / 1'800 / 2'300	1'300 / 1'800 / 2'300
Dimensions (LxBxH)	mm	2'160 / 580 / 650	2'160 / 580 / 500	2'220 / 580 / 500	2'315 / 584 / 600
Chain feed profil	BL	90	90	91	92
Fixing plate for scaffolding tube		inclusive	inclusive	inclusive	inclusive
Rotary plate for scaffolding tube		inclusive	inclusive	inclusive	inclusive
Clamp	mm		25 – 116	25 – 146	25 – 181
Top hammer	daNm	35	103	103	150
Rotary drive	daNm	90	140	140	800
Double head	daNm				

Deliverable with

Hydraulic control panel	inclusive	inclusive	inclusive	inclusive
Radio or cabel control	optional	optional	optional	optional
Digital display radio control				
Anti jamming system				
Adjustable percusion mechanism				
Injection pump control	optional	optional	optional	optional
Threaded gear				
Swivel 90° (mechanical)	optional	optional	optional	optional
Breaking device	optional	optional	optional	optional
Drilling guide	inclusive	inclusive	inclusive	inclusive
Rack back stay	inclusive	inclusive	inclusive	inclusive

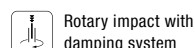
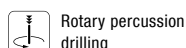
Requirements hydraulic power units

Weight	kg	390 / 700	390 / 700	> 510
Engine power		18 / 43	18 / 43	(18) / 43
Fuel				
Hose length	m	20 + 7	20 + 7	20 + 7

Drilling methods Application ideal Application conditionally possible

Blast hole / Rock drilling	ø mm	33	45	57	76	89	33	45	57	76	89	33	45	57	76	89	33	45	57	76	89
KSB® Anchor drilling	ø anchor	R32	R38	R51	T76	T114	R32	R38	R51	T76	T114	R32	R38	R51	T76	T114	R32	R38	R51	T76	T114
Rotate- / Downhole Drilling	ø mm	70	90	140	178	250	70	90	140	178	250	70	90	140	178	250	70	90	140	178	250
Casing drilling	ø mm	114	139	168	178	219	114	139	168	178	219	114	139	168	178	219	114	139	168	178	219
Core drilling	ø mm	100	131	146	200	254	100	131	146	200	254	100	131	146	200	254	100	131	146	200	254
Injection connector	inch	3/8"			3/8"			3/8"			3/8"										

1. Without safety device according to standard EN16228



Mounty® Portable Chain Feeds

Safety in the mountains



The problem of installing protection devices was presented to **Lumesa SA**. Previously, these structures were carried out with tracked machines. As these were not always sufficient, a portable machine was designed.

Several elements were available to be assembled into a model system for machines of 3 sizes. These components ranged from 40 kg to 50 kg for lighter machines (torque 1'400 Nm) and from 80 kg to 120 kg for heavy machines (torque 5'000 Nm).

Not to forget the tools, drilling and lining tubes, which can easily weigh one tonne! This construction requires that rods, hammers and tubes are perfectly matched to the drill.

The drilling process is different compared to tracked machines. Therefore, we offer advice, the necessary tools and equipment for each application.






Mounthy® Portable Chain Feeds



Mounthy Page 4



*Control Panels
Page 15*



*Diesel Power Packs
Page 14*



*Electro Power Packs
Page 14*

Additional Products



*Rotary drives
Page 20*



*Hydro Clamps
Page 23*

Universal Mounting Plate

For Chain Feeds Type 91 H and 92 H



Hydraulic rotary head

UAP 90

UAP 91

UAP 92

Weight	kg	190	280	370
Swivel moment	Nm	2'700	4'500	6'800
Holding moment	Nm	5'400	9'000	13'600

With treadle rollover

Swivel element		± 90°	± 90°	± 90°
Rollover		360°	360°	360°
Pullout cylinder	mm	200–1'000	200–1'000	200–1'000

For use from various types of equipment, simple base plate matched to carrier equipment. For use in the calotte area, the chain feed can be turned 180° in a few easy steps thanks due to the sliding rails on the rear.

The control can be either manual or with a radio control.



Point (Shoe)



Article no.	BL90	BL91	BL92
901630	x	x	
921640			x*

* without BL92 HBV

Point (Rail)



Article no.	BL90	BL91	BL92
911630		x	
921650			x*

* without BL92 HBV