

LDA 91

Lumesa Drilling Attachment



Light powerful drill rig

Attachment carriage to at least 8 t excavators with the latest technology and agility (rotate 360° and move 600 mm). The drill rig is easily attached to the excavator with a quick coupler and without tools. The controls are in a package on the mast. The drill mast control is available wirelessly or with a cable. Optional a walking foot can be mounted for use on a walking excavator.

Best for

- Self-drilling anchors (**KSB** R 32, R 38, R 51) up to max D 100 mm drill holes.
- Blast hole rock drilling
- Working on the walking excavator



Technical specifications

LDA 91

Specifications



Operating weight excavator t		> 8
Weight ¹	kg	770
Oil requirement	l/min / bar	110 / 230
Feed / Retrait force	kN	20
Torque max.	daNm	212
Feed	mm	3'300
Dimensions	mm	4'550 / 620 / 900
Chain feed profil	BL	91
Rotate	Degree	360
Swivel	Degree	± 90
Clamp		25 – 146
Top hammer	daNm	106 / 212
Rotary drive	daNm	on request
Double head	daNm	

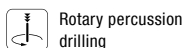
Deliverable with

Hydraulic control panel	
Radio or cabel control	inclusive
Digital display radio control	optional
Anti jamming system	inclusive
Adjustable percussion mechanism	inclusive
Threaded gear	on request
Swivel 90°	optional
Breaking device	
Drilling guide	optional
Internal power supply	optional
Central lubrication	optional
Telescopic chain feed	on request
Walking foot	optional
Vacuum cleaning	on request
Rod magazine	
Pulling winch	on request

Drilling methods Application ideal Application conditionally possible

	ø mm	33	45	57	76	89
Blast hole / Rock drilling	ø mm	33	45	57	76	89
KSB® Anchor drilling	ø anchor	R32	R38	R51	T76	T114
Rotate- / Downhole Drilling	ø mm	70	90	140	178	250
Casing drilling	ø mm	114	139	168	178	219
Core drilling	ø mm	100	131	146	200	254
Injection connector	inch	3/8"				

1. Without safety device according to standard EN16228



Rotary percussion drilling

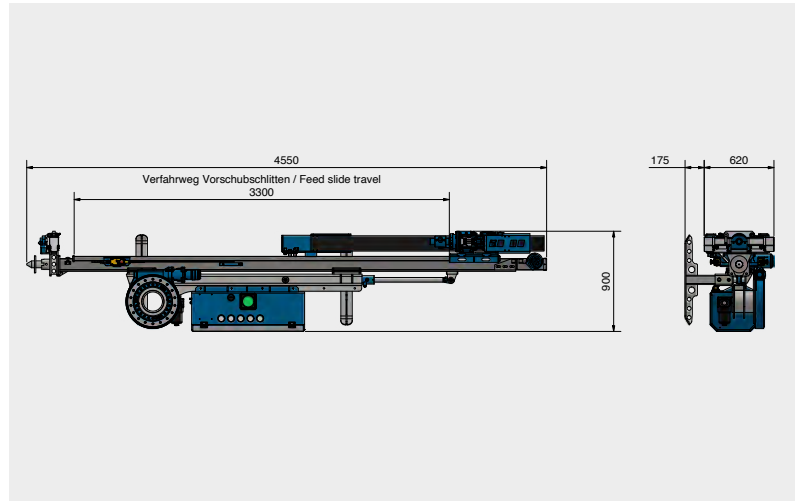


Rotating unpiped



Rotating piped

System drawing



Drill Rig built on mast

Overview














LDA 91 Mounity

LDA 91

LDA 92

LDA 92P

Specifications

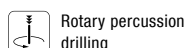
		 	 	  	   
Operating weight excavator t		> 6	> 8	> 12	> 16
Weight ¹	kg	550	770	1'400 / 1'600	1'800 / 2'000
Oil requirement	l/min / bar	60 / 200	110 / 230	120 / 230	160 / 230
Feed / Retrait force	kN	20	20	40	40
Torque max.	daNm	180	212	212	500
Feed		on request	3'300	3'540	3'540
Dimensions		on request	4'550 / 620 / 900	4'600 / 1'200 / 1'850	4'900 / 1'200 / 1'850
Chain feed profil	BL	91	91	92	92
Rotate	Degree	360	360	360	360
Swivel	Degree	±90	± 90	0 – 90	0 – 90
Clamp		25 – 146	25 – 146	25 – 146	30 – 170
Top hammer	daNm	150	106 / 212	106 / 212	250 / 500
Rotary drive	daNm	on request	on request	212	500
Double head	daNm			on request	on request

Deliverable with

Hydraulic control panel		inclusive			
Radio or cabel control		optional	inclusive	inclusive	inclusive
Digital display radio control		optional	optional	optional	optional
Anti jamming system		optional	inclusive	inclusive	inclusive
Adjustable percussion mechanism		inclusive	inclusive	inclusive	inclusive
Threaded gear		optional	on request	on request	on request
Swivel 90°			optional	inclusive	inclusive
Breaking device				optional	optional
Drilling guide			optional	optional	optional
Internal power supply		optional	optional	optional	optional
Central lubrication		optional	optional	optional	optional
Telescopic chain feed			on request	on request	on request
Walking foot		optional	optional	optional	optional
Vacuum cleaning		optional	on request	on request	on request
Rod magazine				on request	on request
Pulling winch			on request	on request	on request

Blast hole / Rock drilling	ø mm	33	45	57	76	89	33	45	57	76	89	33	45	57	76	89	33	45	57	76	89
KSB® Anchor drilling	ø anchor	R32	R38	R51	T76	T114	R32	R38	R51	T76	T114	R32	R38	R51	T76	T114	R32	R38	R51	T76	T114
Rotate- / Downhole Drilling	ø mm	70	90	140	178	250	70	90	140	178	250	70	90	140	178	250	70	90	140	178	250
Casing drilling	ø mm	114	139	168	178	219	114	139	168	178	219	114	133	152	178	219	114	133	152	178	219
Core drilling	ø mm	100	131	146	200	254	100	131	146	200	254	100	131	146	200	254	100	131	146	200	254
Injection connector	inch			3/8"					3/8"					1"					1"		


1. Without safety device according to standard EN16228



Rotary percussion drilling



Rotating unpiped



Rotating piped




Rotary impact with damping system

LDA Drill Rigs Built on Mast

Lumesa Drilling Attachment

Based on the standard system, **Lumesa** Austria produces together with **Lumesa** Switzerland customized drill rigs for every application. By means of a checklist, precise customer briefing and professional advice, an exact requirements profile is drawn up, which serves as the basis for the construction of the drill mount. The great flexibility enables efficient, individual system solutions for the respective needs and requirements on the construction site. No intervention in the excavator hydraulics is required!

■ Designation of the components




■ Drilling positions



Accessories

Generator



Pulling winch attached to the underside of the chain feed



Suction hood



Walking foot easily demountable

